

Thin-Film Band Pass Filters

For 5.0GHz W-LAN

TFSB Series

Type: **TFSB10055375-1103A1 (1.0×0.5×0.3mm)**

Issue date: August 2014

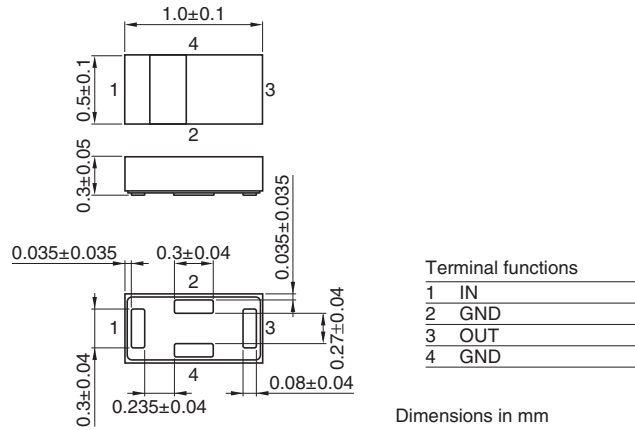
- All specifications are subject to change without notice.
 - Conformity to RoHS Directive: This means that, in conformity with EU Directive 2011/65/EC, lead, cadmium, mercury, hexavalent chromium, and specific bromine-based flame retardants, PBB and PBDE, have not been used, except for exempted applications.
-

Thin-Film Band Pass Filters For 5.0GHz W-LAN

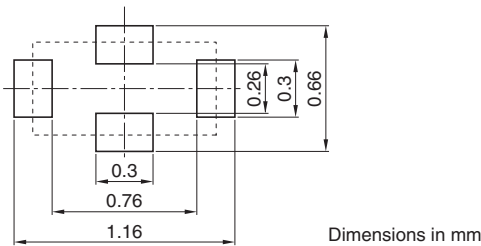
Conformity to RoHS Directive

TFSB Series TFSB10055375-1103A1

SHAPES AND DIMENSIONS



RECOMMENDED PC BOARD PATTERNS



ELECTRICAL CHARACTERISTICS

Item			Minimum value	Typical value	Maximum value
Insertion loss	[4900 to 5850MHz]	(dB)	—	0.9	1.5
Return loss	[4900 to 5850MHz]	(dB)	10	14.7	—
	[824 to 1000MHz]	(dB)	40	47.3	—
	[1250 to 1500MHz]	(dB)	40	47.7	—
Attenuation	[1750 to 1910MHz]	(dB)	40	54.4	—
	[9800 to 11700MHz]	(dB)	15	21.2	—
	Temperature range	Operating	(°C)	-40	—
Storage		(°C)	-40	—	+85

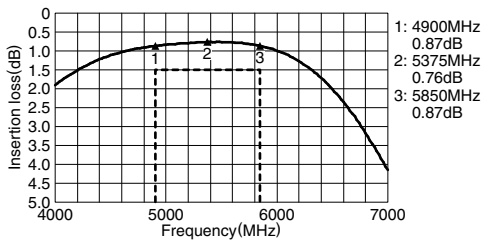
• Ta: +25°C

• Conformity to RoHS Directive: This means that, in conformity with EU Directive 2011/65/EC, lead, cadmium, mercury, hexavalent chromium, and specific bromine-based flame retardants, PBB and PBDE, have not been used, except for exempted applications.

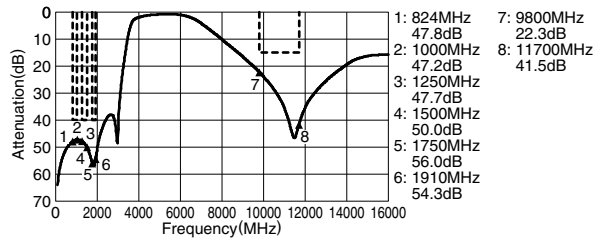
• All specifications are subject to change without notice.

FREQUENCY CHARACTERISTICS

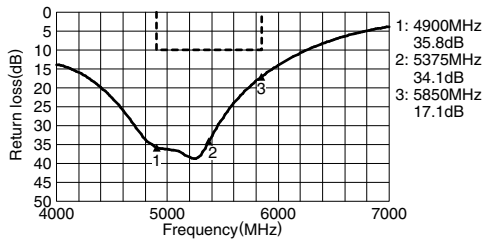
INSERTION LOSS S21



ATTENUATION S21



RETURN LOSS S11



RETURN LOSS S22

